

PERFORMANCE OF Nb/Cu CLAD SEAMLESS SC CAVITY MADE FROM A PIPE BY HOT&COLD ROLLING AND DEEP-DRAWING

I. Itoh, Nippon Steel Co., 20-1 Shintomi Futtsu-shi, Chiba-ken, Japan
K.Saito, H.Inoue, KEK Accelerator Lab., 1-1 Oho Tsukuba-shi, Ibaraki-ken, Japan
W.Singer, DESY, 22603 Hamburg, Germany

Abstract

Nippon Steel Co. has successfully developed Cu/Nb/Cu sandwiched seamless pipes for superconducting rf L-band cavities using deep-drawing and spinning of a Cu/Nb/Cu clad sheet which was fabricated by a hot rolling method. DESY formed single-cells with TESLA shape from the clad pipes using hydro-forming. KEK electron-beam welded Nb pipes on the cells and made surface treatments including barrel polishing, heat treatment and electropolishing. As a result of the vertical test, excellent performance : $E_{acc,max}=39.0\text{MV/m}$, $Q_{0,max}=1.67 \times 10^{10}$ at 1.5K and 1.3GHz was then achieved in the first test.

1 INTRODUCTION

So far sc cavities have been fabricated from Nb sheets by deep-drawing and EB welding. However this process looks to be too expensive for the future applications like TESLA, FEL and ERL projects. On the other hand, Nb/Cu clad seamless cavities have a lot of benefits for sc cavities: highly reliable performance and cost-effective fabrication[1]. This excellent idea was realized in our recent measurement. Here we present the measurement result and a new fabrication method of Cu/Nb/Cu sandwiched seamless pipes for sc cavities.

2 CU/NB/CU CLAD SEAMLESS PIPES

Nippon Steel Co. has unique original technology to fabricate NbTi/Nb/Cu multilayer composite sheets and seamless pipes for superconducting magnetic shielding[2] [3]. This technology was applied to produce Cu/Nb/Cu clad sheets and seamless pipes. Cu/Nb/Cu sandwiched sheets were fabricated by an airtight-cladding and hot&cold rolling method. Then clad seamless cups were formed by deep-drawing and spinning technology. After cutting the cups' bottoms, clad seamless pipes were made. The fabricating processes are shown in Fig.1.

2.1 Fabrication of Cu/Nb/Cu clad sheet

After preparing a box and lid made of Cu sheets of 4-nine class, an Nb sheet with $RRR = 250$ was inserted into the Cu box, and a Cu/Nb/Cu sandwiched slab was assembled. The slab was EB welded at the seam between the box and lid, and vacuum-sealed (canning), then it was hot rolled and cold rolled to a 4.3mm thick clad sheet. At the time Nb thickness was about 0.75mm.

2.2 Fabrication of Cu/Nb/Cu clad seamless pipes

Prior to deep-drawing, the clad sheet was annealed in N_2 gas mainly for Cu softening, and deep-drawn by four steps to a cup. Spinning was then performed on it. After cutting its bottom, a clad seamless pipe was made. It was 250mm long and 133mm in inner diameter, and is shown in Fig.2. During the deep-drawing and spinning processes, intermediate and final annealings in N_2 gas were made on it for Cu softening. Fig.3 shows the wall thickness distribution of a Cu seamless test pipe after deep-drawing and after spinning. The Cu pipe was fabricated from a 4.0mm thick Cu sheet to make sure fabricating processes. It is clearly shown that the thickness at the pipe's flange

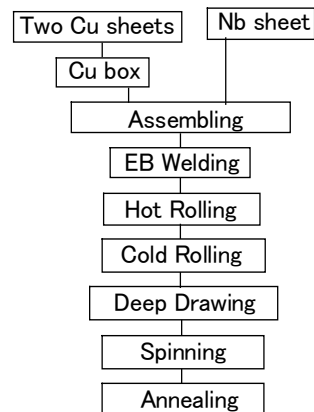


Figure 1: Fabricating processes of Cu/Nb/Cu sandwiched clad seamless pipes.



Figure 2: Cu/Nb/Cu clad seamless pipe made by cladding, hot&cold rolling, deep-drawing and spinning.

after deep-drawing is larger than that of the sheet by over 50%, and gradually decreases parallel to the axis to its bottom direction. But after spinning, very uniform thickness could be achieved. This tendency could also be observed with the Nb/Cu clad pipes. Their thickness increase at the flange was almost the same as 50%.

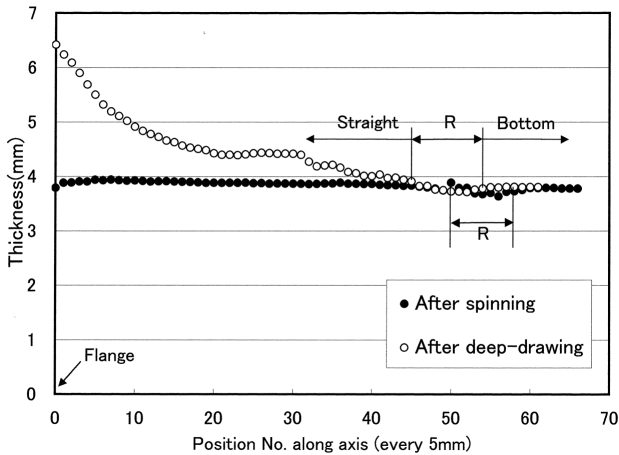
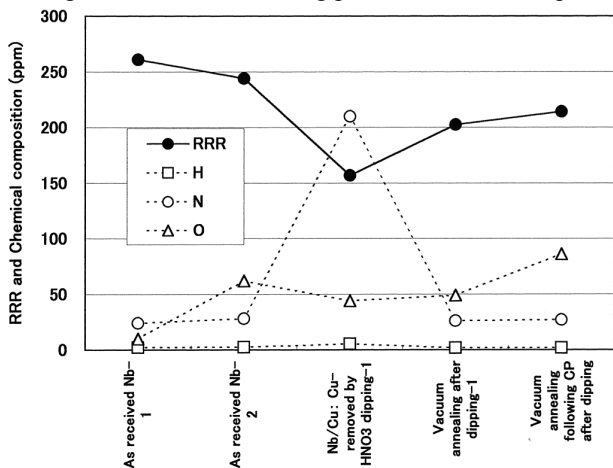


Figure 3: Wall thickness distribution along axis direction of Cu seamless test pipe.

2.3 RRR and concentrations of H, N and O in Nb

The clad sheets underwent high temperature heating in an air atmosphere before hot rolling, and the clad seamless pipes underwent a few intermediate annealings in N_2 gas. Therefore RRR degradation was investigated from the viewpoint of the effect of gas contaminations in Nb material on RRR. The results are shown in Fig.4. Measured RRR values of an as-received Nb sheet were 244 and 261. But RRR of a sample taken from a Cu/Nb/Cu clad seamless pipe decreased to 157 after Cu resolving by dipping in HNO_3 . After resolving, its concentration of nitrogen increased from about 25ppm of as-received Nb sheet to 210ppm. But its RRR recovered to 202 by vacuum annealing at $750^\circ C$ for 3 hrs, and a

Figure 4: Effect of treating processes of Nb sample on



RRR and H, N and O concentrations in Nb material of Nb/Cu pipe.

better value of 214 could be achieved by the same vacuum annealing after etching the sample surface by CP, when nitrogen concentration decreased to around 25ppm in both cases. Nitrogen concentration aside, concentrations of H and O did not change so much. H was less than 6ppm and O was less than 90ppm in all samples. Therefore, for our fabricating method of Cu/Nb/Cu pipes, it was confirmed that their Nb was very resistant to gas contamination and degradation in RRR value during the processes.

3 NB/CU CLAD SEAMLESS SC CAVITIES

DESY has successfully developed hydro-forming technology for L-band Nb seamless cavities and Nb/Cu clad seamless cavities[4]. KEK possesses excellent technology for treating Nb inner surfaces including electropolishing successfully developed by itself[5].

3.1 Fabrication of Nb/Cu single-cell cavities

DESY formed the Cu/Nb/Cu clad seamless pipes to single-cells without beam pipes for L-band cavity shape by hydro-forming. Then KEK accomplished fabrication of single-cell cavities by removing their inner copper layers, EB welded Nb pipes on them and made a few inner surface treatments including barrel polishing, chemical polishing cleaning, vacuum annealing at $750^\circ C$ for 3 hrs, and electropolishing of about $70 \mu m$. Fig.5 shows the inner surface of Nb layer after resolving the inner Cu layer by nitric acid. After hydro-forming, a few small cracks, which were about 15mm long, were found on the surface of the inner Cu layer at the cell's equator. Their directions were perpendicular to its periphery. But after resolving the inner Cu layer, the cracks were confirmed by microscope inspection of the Nb inner surface to have been completely eliminated. Fig.6 shows the finished single-cell seamless sc cavity with Nb pipes.

3.2 Performance of Nb/Cu clad seamless sc cavity

The cold test was performed at 1.5K and 1.3GHz with one of the Nb/Cu clad seamless sc cavities. The measured




Figure 5: Inner surface of Nb layer of Nb/Cu clad seamless cell after resolving inner Cu layer by nitric acid.




Figure 6: 1300MHz Nb/Cu clad seamless sc cavity.

result (●) is shown in Fig.7. Excellent performance of $E_{acc,max}=39.0\text{MV/m}$ with Q_0 of 7.13×10^9 was achieved. And $Q_{0,max} = 1.67 \times 10^{10}$ was achieved with $E_{acc} = 4.01\text{MV/m}$. However the Q value decreased somewhat after the first quench. In the second measurement, $E_{acc,max}$ was not changed, and Q_0 -value at that time dropped to 4.80×10^9 . In addition, $Q_{0,max} = 1.33 \times 10^{10}$ was obtained with the same E_{acc} of 4.02MV/m .

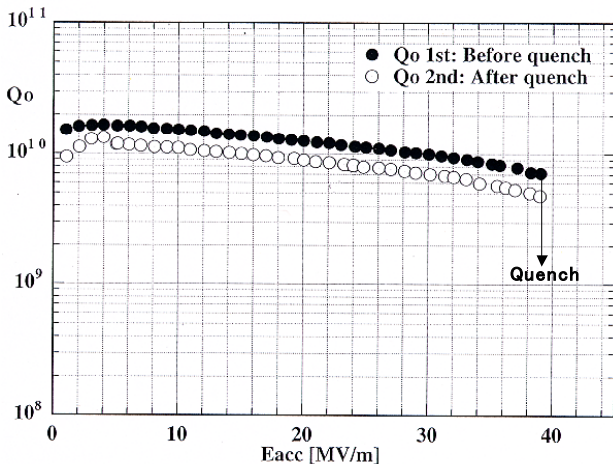


Figure 7: First result of high gradient performance of Nb/Cu clad seamless sc cavity.

4 DISCUSSIONS

The new fabrication method for Cu/Nb/Cu sandwiched seamless pipes for single-cell sc cavities was proved to have a high potential for excellent performance. The second cavity was also finished, and the measurement is underway. By these two cold test, we would like to confirm the excellent performance in statistics. There are a few issues in this method that still need to be solved. Since it is relatively hard to make a long pipe by our method, tube drawing will be needed afterward for a seamless clad cavity with larger cell numbers than single-cell including nine-cell. As the next step, we are planning to fabricate long pipes for multi-cell sc cavities. In addition, we consider jointing between clad pipes to increase productivity for future mass production of drawn pipes.

5 CONCLUSION

It was confirmed that our new approach to reliable clad seamless sc cavities has many advantages. (1)The deep-drawn and spun pipe had a good workability for hydro-forming. (2)Sandwiched structure has a resistance against cracking during the hydro-forming. (3)A good bonding can be achieved by hot rolling with large area reduction at high temperature. The first sc cavity made from the pipe showed an excellent performance. Therefore this new approach is very promising to yield a cost-effective and reliable fabrication technology for Nb/Cu clad seamless sc cavities.

6 ACKNOWLEDGMENTS

The authors would like to thank K.Umemori and K.Harada of KEK for their supports of fabrication and evaluation of the cavities. The cold test was supported by the Cryogenics Science Center of KEK, which supplied liquid He. We would like to make a special thank to J.Kusano of JAERI for his support in our early R&D. We would like to thank Tokyo Denkai Co. Ltd. and Nomura Plating Co. Ltd. for their helps and supports. We would also like to thank K.Fujisawa of Mitsui Bussan MS Co., M.Fukuda of Nittetsu Shoji Co., T.Oda, Y.Yamashita M.Ishii, T.Senuma, M.Kikuchi, H.Fujii, H.Otsuka and T.Narutaki of Nippon Steel Co. for their support in advancing this R&D.

REFERENCES

- [1] K.Saito, T.Fujino, H.Inoue, N.Hitomi, E.Kako, T.Shishido, S.Noguchi, M.Ono and Y.Yamazaki, "Feasibility Study of Nb/Cu Clad Superconducting RF Cavities." IEEE Trans. Appl. Supercon., Vol.9, No.2, pp.877-880, June 1999.
- [2] I.Itoh, T.Sasaki, S.Minamino and T.Shimizu, "NbTi/Nb/Cu Multilayer Composite Tubes for Superconducting Shielding", IEEE Trans. Appl. Supercon., Vol.3, No.1, pp.177-180, March 1993.
- [3] I.Itoh, K.Fujisawa and H.Otsuka, "NbTi/Nb/Cu Multilayer Composite Materials for Superconducting Magnetic Shielding --Superconducting Performances and Microstructure of NbTi Layers--", Nippon Steel Tech. Rpt. No.85, pp.118-124, January 2002.
- [4] W.Singer, H.Kaiser, X.Singer, G.Weichert, I.Jelezov, T.Khabibuline, A.Skasyrskaia, P.Kneisel, T.Fujino and K.Saito, "Hydroforming of Superconducting TESLA Cavities", Proc. in the 10th Workshop on RF Superconductivity, Tsukuba, Japan, September 06-11, 2001. http://conference.kek.jp/SRF2001_FA009.
- [5] K.Saito, T.Fujino, N.Hitomi, H.Inoue, Y. Yamazaki, V.Palmieri, W.Singer, P.Kneisel, K.Ohara and S.Tsukada, "R&D of Nb/Cu Clad Seamless Cavities at KEK", Proc. in the 10th Workshop on RF Superconductivity, Tsukuba, Japan, September 06-11, 2001. http://conference.kek.jp/SRF2001_PT019.